



Bibliographies

What they are and how to create
them in the MLA style

What is Plagiarism?

Plagiarism Definition

An easy to remember plagiarism definition is that it's the act of using someone else's work or ideas without giving them proper credit. It's important to note that this definition is not bound by intention, and students may commit it both knowingly and unknowingly in a research paper.

-bibme.org



To be a successful student you need to make sure to avoid plagiarism at all costs!

This funny video will explain why it is so important to cite your sources and give credit.






Video

robots about plagiarism

What can we do to avoid plagiarism?

Never copy/paste

During the research portion of your work, take lots of notes in your own words



Keep track of all of the books, websites and videos you use for your research as you go.

Include a bibliography page at the end of your research paper

What is a Bibliography?

Bibliography Definition

A bibliography is the last page of your paper and is a list of all of the websites, books, interviews and/or other sources that you used in your research. These are laid out with the author's last name first. They also include details about the source.



An MLA style bibliographical citation for a book includes...












- ◆ Author's name, last name and then first.
- ◆ The title of the book.
- ◆ The publisher of the book.
- ◆ The date of publication

You can find all of this information on the copyright page of the book.

The copyright page is usually in the first few pages of the book.



An MLA style bibliographical citation for a website includes...

- 
- 
- Author's name, last name and then first IF THERE IS ONE LISTED.
 -  The title of the article.
 -  The name of the website.
 -  The date the specific page you used was published.
 -  The URL from the address bar copy and pasted so your teacher can directly visit that page.
 -  The date you accessed the site.
- 
- 
- 

Bibliography

Books

Bener, Julie. *The Life of Sharks*. Harper Collins. 2018.

Simon, Seymour. *Sharks*. Penguin. 2017.


Online Resources

“River Monitor.” *Animalplanet.com*.
k.”

https://www.youtube.com/watch?v=US_6RGla_Zw.

Ruel, Brigitte. “The Top 10 Most Dangerous Sharks”. April 18, 2018.

<http://kids.nationalgeographic.com/animals/buzz/buzz-11-shark/>.



<https://cf.nearpod.com/neareducation/new/Webpage/691401550/iconoriginal.pdf?AWSAccessKeyId=AKIA5LQSO4AXIHKV2NEC&Expires=2147483647&Signature=%2FKRCgH9L9ajC4EyJK50WCQ2rml%3D>

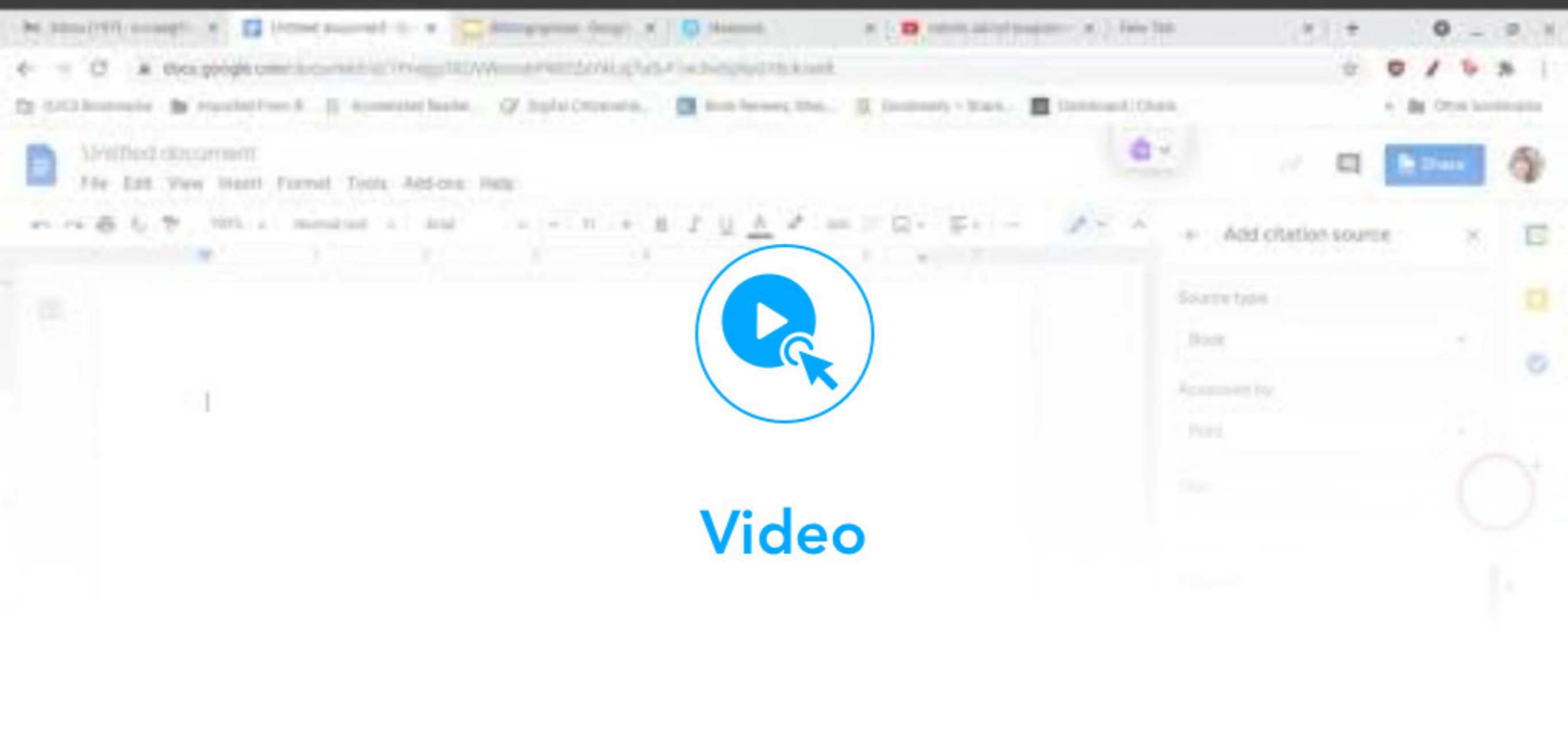
An Easy Way to Create Bibliography Citations

In your Google Doc

Click on TOOLS- CITATIONS

Insert all of the relevant information where it asks. This will create a perfectly formatted bibliography page.





Create a Bibliography Using Google Docs



Your Assignment

You are going to create a short bibliography page in Google Docs using the citation tool. Use any three websites and books you have on hand to practices. Submit to your teacher and b.ruel@theojcs.ca